

Logging on to Google Classroom


On a Computer: Use the Chrome Browser (you may need to download it from Chrome.com)

Sign in to email

1. On your computer, go to gmail.com.
2. Enter your Google Account email and password (from your teacher).
 - If information is already filled in and you need to sign in to a different account, click **Use another account**.
 - If you see a page describing Gmail instead of the sign-in page, click **Sign In** in the top right corner of the page.
SIGN IN TO GMAIL


Tip: If you're signing in to a public computer, make sure to sign out before leaving the computer. Learn more about [securely signing in](#).

On an Android: If you need to, download Gmail App from the Google Play Store. You can add both Gmail and non-Gmail accounts to the Gmail app on your Android phone or tablet. To sign in, add your account:

1. On your Android phone or tablet, open Gmail. 
 2. In the top right, tap your profile picture.
 3. Tap Add another account.
 4. Choose the type of account you want to add.
 5. Follow the steps on the screen to add your account.
-

On a Phone or iPad

You can add both Gmail and non-Gmail accounts to the Gmail app on your iPhone or iPad.

1. On your iPhone or iPad, open the Gmail app .
2. In the top right, tap your profile picture.
3. Tap Add another account.
4. Choose the type of account you want to add:
 - Gmail
5. Follow the steps on the screen to add your account.

When signed in to email, you will find invitations from your child's teachers to join the class in Google Classroom. (search on the term "invitation") Open the email, and select JOIN. Once the Classroom is open, Bookmark (click on the star on the far right of the address line).

If you cannot find the invitation from the teacher for Google Classroom:

1. Once you are signed in to the school email, go to the waffle in the upper right hand corner



A menu will pull down. Look for the Classroom

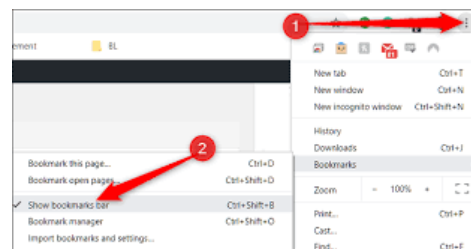
Once in Classroom, look for the Join Classroom in the upper right. (It is in a different place if you are on a Chromebook or iPad, but you are looking for a + sign.)



2. Enter the Classroom Code supplied by the teacher.
3. "Bookmark" the Classroom so your child can find it easily.



and



To join Google Meet

1. Go to the Classwork tab within Classroom.
2. Find the **Google Calendar Link** or the **Meet link**.
3. If the teacher is already in the call, the student will be admitted. If the student arrives first, they must wait for the teacher.
4. Support your child as they learn to be a participant in an online class: Mute the microphone, watch and listen to others, avoid distracting the teacher or other students.

Please support your child as a Distance Learner. Students should wear a uniform shirt, sit at a table or desk, follow the schedule given by his or her teacher, be actively involved in their education and ask for help when needed. Parents are encouraged to contact the teacher by calling, emailing or Meeting for any assistance.